

# CNS 150 Connect UK

CONVECTORS

PRODUCT-NO.: 205642

**Complete control of your heating via your smart phone** Use an intuitive app to control your home heating and gain full transparency of energy consumption and costs through user-friendly statistics. Whether you just don't want to get up off the sofa or you are flying home from across the world, you can login to the app to set your heating just how you want it.

## Electric heaters made simple

### The main features

Suitable for up to 10 rooms with up to 4 heaters each

Individual time programmes for each room with 2 or more heaters

Option to use external room temperature sensors for even more comfort in larger rooms where 2 or more units are installed

Installation wizard for initial setup

Metal casing and slimline design

Weekly timer, frost protection and open window detection for maximum operating efficiencies

Unit learns when to turn on to have your room at your target temperatures right at the start of your programmed times




**CNS 50 Connect UK**  
Product-No.: 205639




**CNS 75 Connect UK**  
Product-No.: 205640



**CNS 100 Connect UK**  
Product-No.: 205641




**CNS 200 Connect UK**  
Product-No.: 205643



**CNS 250 Connect UK**  
Product-No.: 205644



**CNS 300 Connect UK**  
Product-No.: 205645



Type	CNS 50 Connect UK	CNS 75 Connect UK	CNS 100 Connect UK
Part no.	205639	205640	205641

### Technical data

Power supply	1/N/PE ~240 V	1/N/PE ~240 V	1/N/PE ~240 V
Rated voltage	240 V	240 V	240 V
Rated current	2,1 A	3,1 A	4,2 A
Connected load	0,5 kW	0,75 kW	1 kW
IP rating	IP24	IP24	IP24
Protection class	I	I	I
Colour	alpine white	alpine white	alpine white
Setting range	5-30 °C	5-30 °C	5-30 °C
Height	450 mm	450 mm	450 mm
Width	348 mm	426 mm	426 mm
Depth	100 mm	100 mm	100 mm
Weight	4.00 kg	4.60 kg	4.60 kg



Type	CNS 150 Connect UK	CNS 200 Connect UK	CNS 250 Connect UK
Part no.	205642	205643	205644

## Technical data

Power supply	1/N/PE ~240 V	1/N/PE ~240 V	1/N/PE ~ 240 V
Rated voltage	240 V	240 V	240 V
Rated current	6,3 A	8,3 A	10,4 A
Connected load	1,5 kW	2 kW	2,6 kW
IP rating	IP24	IP24	IP24
Protection class	I	I	I
Colour	alpine white	alpine white	alpine white
Setting range	5-30 °C	5-30 °C	5-30 °C
Height	450 mm	450 mm	450 mm
Width	582 mm	738 mm	894 mm
Depth	100 mm	100 mm	100 mm
Weight	6.00 kg	7.70 kg	9.20 kg



Type	CNS 300 Connect UK
Part no.	205645

### Technical data

Power supply	1/N/PE ~240 V
Rated voltage	240 V
Rated current	12,5 A
Connected load	3 kW
IP rating	IP24
Protection class	I
Colour	alpine white
Setting range	5-30 °C
Height	450 mm
Width	1050 mm
Depth	100 mm
Weight	10.90 kg

Depth including wall mounting bracket

## **Contact information**

Do you have additional questions? Then please do not hesitate to contact us, we would be only too happy to help:

Call 0151 436 96

Or send an e-mail to

[sales@stiebel-eltron.ie](mailto:sales@stiebel-eltron.ie)

Only a qualified contractor should carry out the installation, commissioning, maintenance and repair of this appliance. Where applicable and prior to installation the electricity and/or water utility companies should be notified of your intention to install the product.